
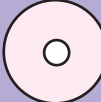





















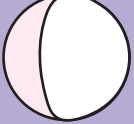





THE DISC DAMAGE LIKELIHOOD SCALE

DDLS Stage	Narrowest width of rim (rim/disc ratio)			Examples		
	For small disc <1.50 mm	For medium size disc 1.50 -2.00 mm	For large disc >2.00 mm	1.25 mm optic nerve	1.75 mm optic nerve	2.25 mm optic nerve
1	.5	.4 or more	.3 or more			
2	.4 to .49	.3 to .39	.2 to .29			
3	.3 to .39	.2 to .29	.1 to .19			
4	.2 to .29	.1 to .19	less than .1			
5	.1 to .19	less than .1	0 for less than 45°			
6	less than .1	0 for less than 45°	0 for 46° to 90°			
7	0 for less than 45°	0 for 46° to 90°	0 for 91° to 180°			
8	0 for 46° to 90°	0 for 91° to 180°	0 for 181° to 270°			
9	0 for 91° to 180°	0 for 181° to 270°	0 for more than 270°			
10	0 for more than 180°	0 for more than 270°		